		100%
		5
		51% 49%
		5
		2018 9 13
		2018 9 13
		51%
		100% 49%
		-

cninf 巨潮资讯 www.cninfo.com.cn

[redacted]

PVC		PVC
TPV		TPV
TPE		
		/ 9 MPV SUV

1

2

3

4

5

cninf 巨潮资讯 www.cninfo.com.cn

6

7

8

9



4

5

.....2
.....2
.....3
.....5
.....8
.....11
.....11
.....14
.....15
.....26
.....30
.....30
.....30
.....35
.....35
.....35
.....35
.....36
.....37
.....38
.....38
.....46
.....47
.....47
.....48
.....48
.....48
.....52

cninf 巨潮资讯 www.cninfo.com.cn

.....53
.....55
.....55
.....56
.....60
.....61
.....61
.....61
.....62
.....65
.....66
.....66
.....68
.....68
.....70
.....73
.....77
.....81
.....81
.....82
.....84
.....87
.....92
.....92
.....94
.....106
.....106
.....108
.....110
.....112
.....112

cninf 巨潮资讯 www.cninfo.com.cn

.....112
.....121
.....127
.....130
.....133
137
.....139
.....139
.....141
.....141
.....141
.....143

cninf 巨潮资讯 www.cninfo.com.cn

cninf 巨潮资讯
www.cninfo.com.cn

1

2

cninf 巨潮资讯 www.cninfo.com.cn

3

120,144.15		100%
	120,000.00	51%

49%

1

49%

49% 58,800.00

48,000.00 10,800.00

1		43,200.00	36%	10,800.00	32,400.00	47,093,023
2		6,000.00	5%	-	6,000.00	8,720,930
3		9,600.00	8%	-	9,600.00	13,953,488

1		32,400.00	47,093,023
2		6,000.00	8,720,930
3		9,600.00	13,953,488
		48,000.00	**69,767,441**

4

36

5

13,200

20%

100%

cninf 巨潮资讯 www.cninfo.com.cn

1

20

90%

2

1		10,800.00
2		2,400.00
		13,200.00

3

cninf 巨潮资讯 www.cninfo.com.cn

2018 2019 2020

cninf 巨潮资讯 www.cninfo.com.cn

2018 2019 90%

10

÷

×

× +

2018 2019 90%

100% 2020

10

÷

×

49%

51%

÷

-

×

3

1

cninf 巨潮资讯 www.cninfo.com.cn

10

30

3

30

1.00

5 30

0

2

10

30

cninf 巨潮资讯 www.cninfo.com.cn

/

/

4

50%

30

50%

50% 5,000

2017

/	36,059.48	120,000.00	186,904.73	64.20%
/	24,302.56	120,000.00	159,493.13	75.24%
	45,054.64			

49%

16.24%

129,235,279 35.93%

30.09%

100%

cninf 巨潮资讯 www.cninfo.com.cn

		%		%		%
	129,235,279	35.93	129,235,279	30.09	129,235,279	28.80
	9,192,195	2.56	9,192,195	2.14	9,192,195	2.05
- 222	7,014,888	1.95	7,014,888	1.63	7,014,888	1.56
- 221	7,014,886	1.95	7,014,886	1.63	7,014,886	1.56
	6,856,738	1.91	6,856,738	1.60	6,856,738	1.53
	-	-	47,093,023	10.96	47,093,023	10.50
	- -	- -	8,720,930	2.03	8,720,930	1.94

	0.15	0.21	44.92%	0.35	0.42	18.18%

2017

198,379,396 10 8.133484

359,730,960 2017

cninf 巨潮资讯 www.cninfo.com.cn

cninf 巨潮资讯
www.cninfo.com.cn

	TIANJIN PENGLING GROUP CO. LTD
	300375
	1988 10 24
	359,730,960 [ ]
	1703 300270
	1703 300270
	022-63267888
	022-63267817
	office@pengling.cn
	www.pengling.cn

185,784,388

cninf 巨潮资讯 www.cninfo.com.cn

1998 9 7

1998 9

248 1998 9 14

88,691,478 2014 1 27

300375

cninf 巨潮资讯 www.cninfo.com.cn

2015 9 11

12 182,202,956 185,931,988

5 2016 8

2014

80%

20%

97,800 2016 8

185,931,988

185,834,188

6 2017 1

2015

80%

20%

49,800

2017 1

185,834,188 185,784,388

7 2017 9

48,000

80%

20%

85,600 2017 9

185,784,388 185,698,788

cninf 巨潮资讯 www.cninfo.com.cn

8 2017 12

2017 12

15,990,683 A 15.51 /
15,990,683 2017 12 5
2017 12 13
36
12
185,698,788 201,689,471

9 2018 5

2018 4 2017
198,379,396 201,689,471
3,310,075 10 8.133484
201,689,471 363,041,035
3,310,075 363,041,035
3,310,075

10 2018 6

2018 3 5 2018
3,310,075 2018 6
363,041,035 359,730,960
2018 6 30 359,730,960 122,828,064
236,902,896

	122,828,064	**34.14%**
	-	-
	20,297,675	5.64%
	102,530,389	28.50%
	-	-

cninf 巨潮资讯 www.cninfo.com.cn

	-	-
	236,902,896	**65**

	2018-6-30	2017-12-31	2016-12-31	2015-12-31
	181,326.33	186,904.73	156,706.36	141,953.91
	27,517.64	27,411.59	29,805.59	

	2018-6-30 /2018 1-6	2017-12-31 /2017	2016-12-31 /2016	2015-12-31 /2015
	15.18%	14.67%	19.02%	20.49%
	23.56%	25.94%	30.50%	29.91%
/	0.15	0.35	0.47	0.38
	3.37%	8.85%	13.29%	12.57%

1 2018 1-6

2 2017

198,379,396 10 8.133484 2015

2017

cninf 巨潮资讯 www.cninfo.com.cn

1

	2003 12 27
	2003 12 27 2033 12 26
	2,880
	91130534740192474H

2

1 2003 12

2003 12 18

2,880

2,070 71.88% 400

13.89% 410 14.23% 2003 12 27

[2003] 111

2003 12 27

cninf 巨潮资讯 www.cninfo.com.cn

			%
1		2,070	71.88
2		400	13.89
3		410	14.23
		2,880	**100.00**

2 2004 1

2004 1

2004 1 15

3 2015 5

2015 5 25

410

342 864

864 342

864 864

2015 5 26

			%

1

4 2017 9

2017 9 8

288

288 10%

660

2017 9 8

	/		%
1		864	30
2		864	30
3		864	30
4		288	10
		2,880	**100**

5 2017 12

2017 12 5

288 10% 2017 12

288

10% 660

2017 12 6

			%
1		1,152	40
2		864	30
3		864	30
		2,880	**100**

cninf 巨潮资讯 www.cninfo.com.cn

3

2003 2017 12

4

1

	2017 12 31
	51,083.37
	23,318.90
	27,764.46

2

	2017
	45,054.64
	7,141.31
	6,123.43

5

		68	51.47%

	130534196604******
	******
	0319-803****

2

2015 5 25			30%
2017 4 18			

3

cninf 巨潮资讯 www.cninfo.com.cn

	130534198612******
	******
	0319-803****

2

2013

1

	91130534MA08Y2LY7D

2017 8 10%

cninf 巨潮资讯 www.cninfo.com.cn

	130534196503******
	******

0319-8032629

	911305347681443433
	12,000
	2004 1 5
	2004 01 05 2034 01 04

2004 1

2004 1 4 [2004]

004 2003 12 31

	/		
1		50	59.52%
2		34	40.48%
		84	**100.00%**

2004 10

2004 10 16

34

2004 10 18

34

2004 10 29

34

2013 12 30

	/		
1		50	59.52%

2

2,843.52 1,500

1,343.52

2,843.52 1,500 1,343.52

1,895.68 1,000

895.68

2017 12 22

	/		
1		4,500	45.00%
2		1,500	15.00%
3		1,500	15.00%
4		1,500	15.00%
5		1,000	10.00%
		10,000	**100.00%**

2018 1

2018 1 22

10,000 12,000

1,800 900 900

600 300

300 600

300 300

600 300 300

400 200

200

2018 1 24

cninf 巨潮资讯 www.cninfo.com.cn

	/		
1		5,400	45%
2		1,800	15%
3		1,800	15%
4		1,800	15%
5		1,200	10%
		12,000	**100.00%**

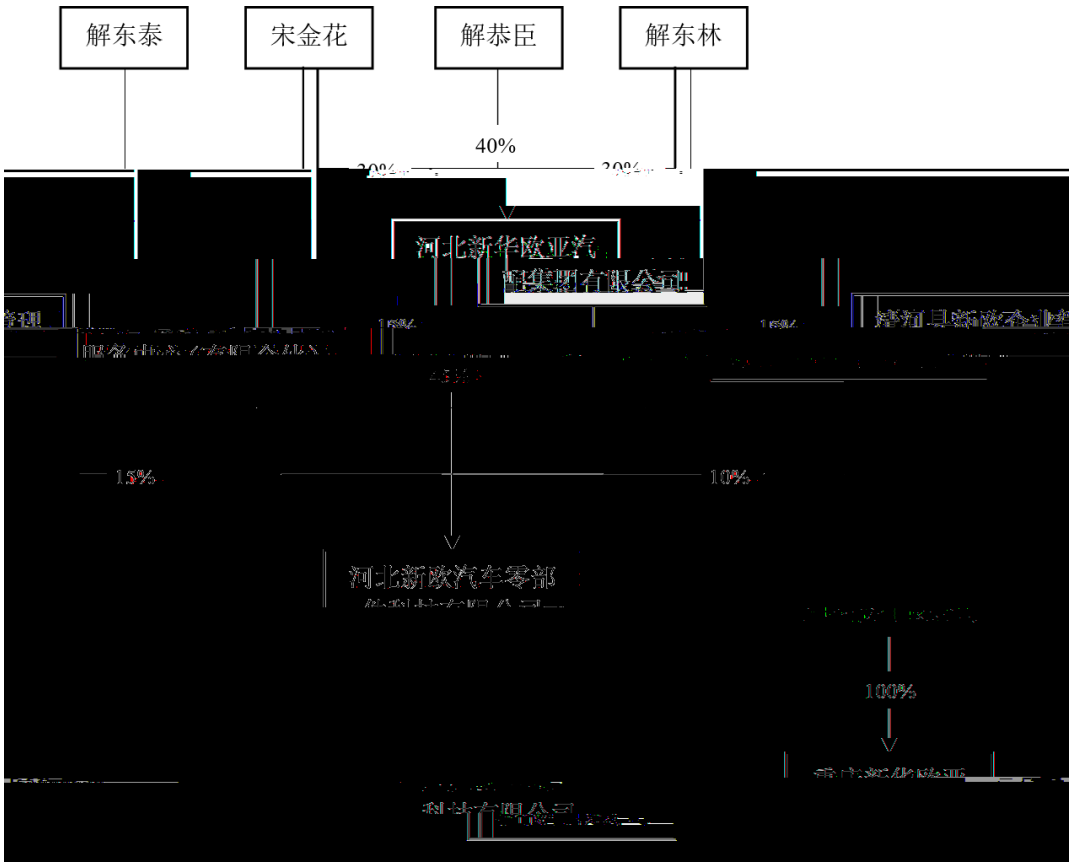

cninf 巨潮资讯 www.cninfo.com.cn

cninf 巨潮资讯
www.cninfo.com.cn

	2017 04 18
	2017 04 18

2

1 2017 4

2017 4 18

1		10,000	100%
		10,000	**100.0%**

2017 12

2016-2017 2016

1 1

2018 6 30 2017 12 31 2016 12 31

	2018 1 6	2017	2016
	-9.12	-	-

/

cninf 巨潮资讯
www.cninfo.com.cn

2018 6 30 14,237.70

	10,602.21	74.47%
	1,098.36	7.71%

2017 12

2017 12

2017 12 21

300 10,000

9,489.83 4,320.00

5,169.83

2,616.04 1,380 1,236.04

2,843.52 1,500

1,343.52

2,843.52 1,500 1,343.52

1,895.68

1,000 895.68

2017 12 21 1

9,489.83

4,320.00 5,169.83 2

3

[2017]

cninf 巨潮资讯 www.cninfo.com.cn

cninf 巨潮资讯
www.cninfo.com.cn

36 1 2.2

10 /

100%

cninf 巨潮资讯 www.cninfo.com.cn

2012

C36 2017

(GB/T4754—2017) C3670

1

1

2

CAAM

3

ISO/TS16949

IATF

ISO/TC176

2.

cninf 巨潮资讯 www.cninfo.com.cn

EPDM

PVC TPV

EPDM

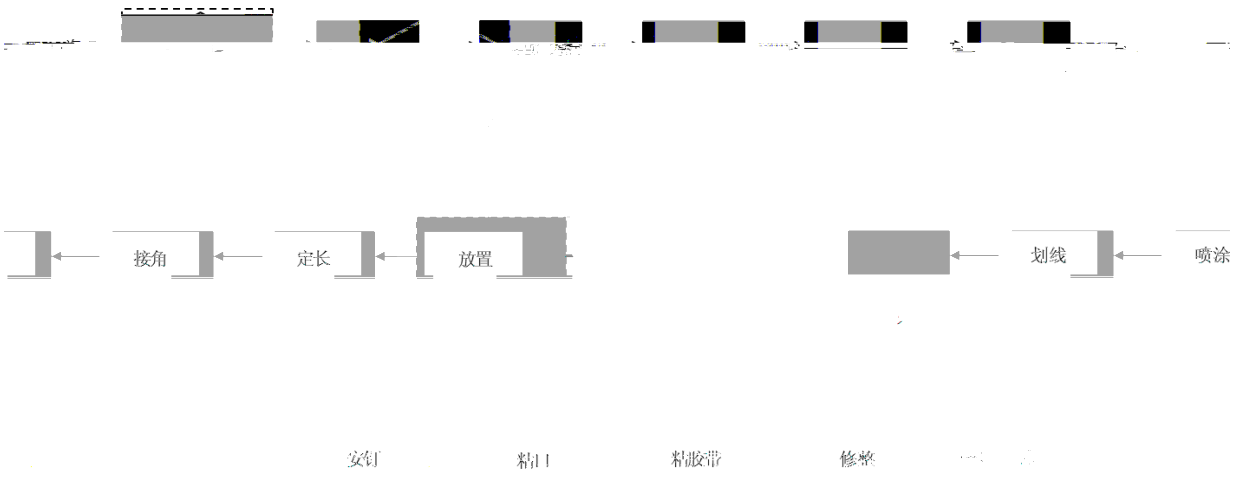

PVC

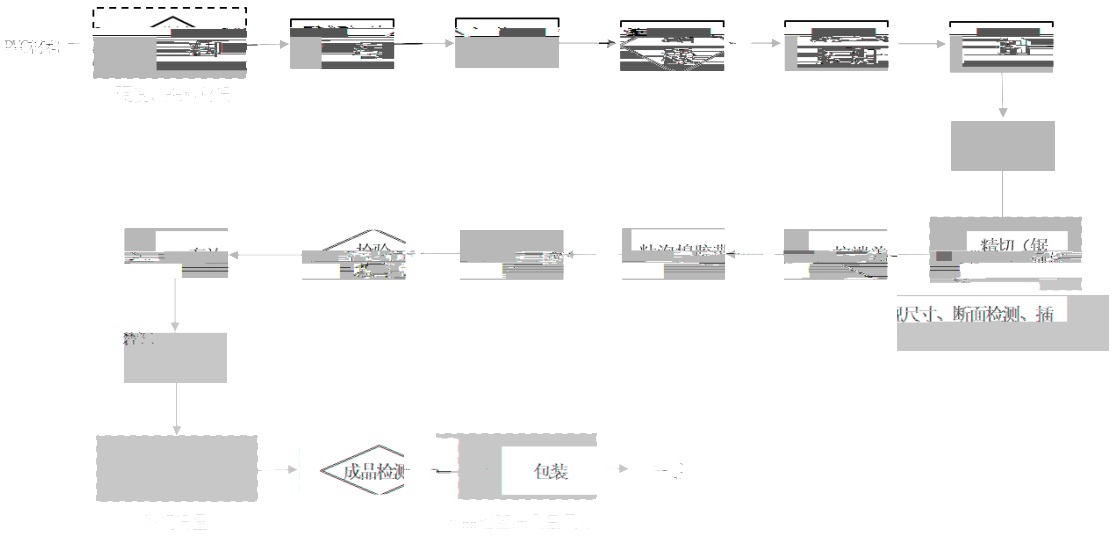

TPV

cninf 巨潮资讯 www.cninfo.com.cn



EPDM

PVC TPV

EPDM

EPDM

PVC TPV

1

1-2

			5,148.36		5,218.86
1,557.12			19.01%	17.53%	10.31%

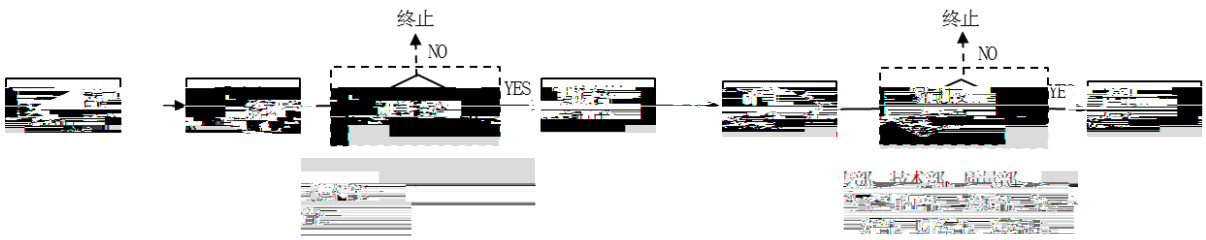

cninf 巨潮资讯 www.cninfo.com.cn

cninf 巨潮资讯
www.cninfo.com.cn

cninf 巨潮资讯
www.cninfo.com.cn

	2018 1-6	2017	2016
	/	/	/
TPV	16.04	16.43	17.58
	14.80	**14.57**	**13.89**

1

2018 1-6		14,927.03	64.19%
		4,448.57	19.13%
		2,309.75	9.93%
		603.20	2.59%
		268.96	1.16%
		22,557.50	**97.01%**
2017		30,345.42	67.35%
		9,491.81	21.07%
		2,672.86	5.93%
		570.03	1.27%
		390.54	0.87%
		43,470.66	**96.48%**
2016		33,179.99	79.67%
		4,434.73	10.65%
		1,135.51	2.73%
		529.56	1.27%

5%

2

2016 2017 2018 1-6

95.46% 96.48% 97.01%

1

2016 2017 2018 1-6

85.13% 86.48% 89.10%

cninf 巨潮资讯 www.cninfo.com.cn

2

50%

2018 2

2018 2018 6

30 23 1-2

11

EPDM TPV PVC

	2018 1-6		2017		2016	
EPDM	2,495.04					

	2018 1-6		2017		2016	
TPV	1,063.78	7.04%	5,503.95	18.48%	3,974.15	14.68%
	1,453.43	9.62%	3,029.36	10.17%	2,176.02	8.04%
	983.41	6.51%	600.85	2.02%	418.65	1.55%
	1,253.33	8.30%	1,724.57	5.79%	1,258.77	4.65%
	7,601.87	**50.34%**	**15,831.00**	**53.16%**	**11,613.97**	**42.89%**
	567.86	**3.76%**	**1,291.54**	**4.34%**	**1,149.00**	**4.24%**

/KG

	2018 1-6	2017	2016
	54.22		

2018 1-6		1,908.87	12.64%
		1,463.30	9.69%
		1,100.46	7.29%
		911.16	6.03%
		810.86	5.37%
		6,194.66	**41.02%**
2017		4,068.07	13.66%
		2,835.89	9.52%
		2,471.46	8.30%
		1,687.40	5.67%
		1,655.82	5.56%

EPDM

TPV

PVC

2016

2017 31.54% 33.27%

15%

2018

		2018 1-6	2017	2016
		456.66	1,150.79	1,224.66
		1,557.12	5,218.86	5,148.36
		10.31%	17.53%	19.01%

5%

/

/

cninf 巨潮资讯 www.cninfo.com.cn

1

1

1 TPV

EPDM

TPV

TPV

75-85 TPV 90

TPV

TPV 100%

2

3

AutoCAD

CATIA 3D

cninf 巨潮资讯 www.cninfo.com.cn

cninf 巨潮资讯 www.cninfo.com.cn

3

1961 7 1983 7 1991 10 1991 10 1996

cninf 巨潮资讯 www.cninfo.com.cn

1

——

2

1

	100.00 100.00
	.

cninf 巨潮资讯 www.cninfo.com.cn

1	5%					

1 2016 1 1 2016 1 1

2

2016 2017

3 2018 1 1

4

5 2016 2017

6 2018 2 1 2017 4 18 2017

7 2017 12 31

cninf 巨潮资讯 www.cninfo.com.cn

cninf 巨潮资讯
www.cninfo.com.cn

5

13,200

20%

100%

49%

1

A

1.00

2

5

cninf 巨潮资讯 www.cninfo.com.cn

3

1		10,800.00
2		2,400.00
		13,200.00

1

72,000.00

2018 6 30 6,470.01

13,933.41 16,500.00 9,179.54

2017 2Gs 201848.1EMC /P .12<</MC

3+ 2E2<ě/M

cninf 巨潮资讯 www.cninfo.com.cn

100%

[2015]993

A 3,729,032

23.25 8,670

8,391.43 PA

2016 3 11

[2016] 250052 2015

cninf 巨潮资讯 www.cninfo.com.cn

2018 6 30

				2016 1-12	**2017 1-12**	**2018 1-6**		
1		68.79%	5,704.00	8,494.21	6,634.04	3,299.54	28,179.72	
2		10.37%	2,665.00	77.69	21.89	11.69	179.34	
3								
4								
5	PA 2015		10,882.94			23.04	89.75	
6	PA 2017							
7								

2014 7 31 2018 6 30

20% 1

2

2015 2016 2017

89.04% 102.42% 79.53% 2014

cninf 巨潮资讯 www.cninfo.com.cn

2018 6 30 2015

PA 2017

9,179.54

2015 2 --

1

cninf 巨潮资讯 www.cninfo.com.cn

2

30%

6

2

cninf 巨潮资讯 www.cninfo.com.cn

3

5,000

20%

6

12

30%

12

5,000 30%

50%

4

cninf 巨潮资讯 www.cninfo.com.cn

cninf 巨潮资讯
www.cninfo.com.cn

2018 2019 90%

2020 100%

51% 61,200

cninf 巨潮资讯 www.cninfo.com.cn

2018 6 30 6,470.01

14,223.01 13,933.41 133.41

16,500.00 51%

3

10%

5

2017 2018 1-6

cninf 巨潮资讯 www.cninfo.com.cn

1

2

3

4

5

6

7

1 ,6#-

cninf 巨潮资讯 www.cninfo.com.cn

	2017						
114,278.68	13,745.91	11,925.47					
			2017				
			159,333.32			19,853.83	
17,012.94			39.43%	44.43%		42.66%	

100%

100%

36

2

36

1

2

3

4

cninf 巨潮资讯 www.cninfo.com.cn

5

6

1

2

3

4

2014 2015

2017

24,072.30 2017 11 23 2018 6 30 62.32%

PA 2019

12 31

< >

10

cninf 巨潮资讯 www.cninfo.com.cn

<

>

10

26 [2008]14

1

2016

				100%			

cninf 巨潮资讯 www.cninfo.com.cn

				100%			
1			2017.12.31	59,800.00	8.32	16.29	13.00
2			2017.04.30	230,000.00	3.73	13.26	13.53
3			2016.12.31	250,000.00	4.05	24.91	14.97
4			2016.12.31	798,058.63	1.11	19.02	10.62
5			2016.12.31	215,000.00	3.86	16.10	12.73
6			2016.09.30	260,000.00	8.72	17.22	14.44
7			2016.07.31	77,000.00	1.41	18.50	12.83
8			2016.05.31	34,919.76	1.85	12.34	11.64
9			2016.03.31	164,470.25	3.88	22.85	13.43
					4.10	**17.83**	**13.02**
					3.60	**17.22**	**13.00**
					4.28	**18.37**	**15.02**

A

Wind

125 B 100

106 2017 2018 6 30

cninf 巨潮资讯 www.cninfo.com.cn

			PB	PE
59	600523.SH		1.57	17.69
60	600609.SH		18.44	53.92
61	600626.SH		1.47	18.92
62	600660.SH		3.69	20.48
63	600676.SH		0.90	11.46
64	600699.SH		1.97	61.60
65	600741.SH		1.70	11.41
66	600742.SH		1.39	13.27
67	600933.SH		2.83	20.92
68	600960.SH		1.35	25.68
69	601689.SH		2.12	19.17
70	601799.SH		4.25	35.19
71	603006.SH		2.32	19.43
72	603009.SH		1.85	43.04
73	603013.SH		5.94	49.33
74	603023.SH		3.83	30.26
75	603035.SH		1.66	17.59
76	603037.SH		3.08	21.83
77	603040.SH		5.75	31.68
78	603085.SH		5.68	78.59
79	603089.SH		3.22	30.46
80	603158.SH		3.79	28.51
81	603161.SH		2.48	27.15

cninf 巨潮资讯 www.cninfo.com.cn

20

60 120

	/	**90%** /
20	6.24	5.62
60	6.26	5.63
120	7.58	6.82

6.88 /

60 90%

1

cninf 巨潮资讯 www.cninfo.com.cn

2

3

120,144.15

1

2

1 Rf

Rf Rf= 3.95%

2 r_m

1992 5 21

2018 6 30

r_m=10.41%

3 β_e

6 r_d

$r_d=0$

7 W_d W_e

$W_d=0$ $W_e=1$

	85,305.85	**100.00%**	**22,764.06**	**100.00%**	**158,829.74**	**100.00%**	**44,602.95**	**100.00%**

	2018 6 30 a	2017 12 31 a

1345

+

2017 3 ——

6,000

2018 2017

IATF 16949

8,000 200 /

cninf 巨潮资讯 www.cninfo.com.cn

2017

114,278.68 13,745.91 11,925.47

2017

159,333.32 19,853.83

17,012.94 39.43% 44.43% 42.66%

1

1345

cninf 巨潮资讯 www.cninfo.com.cn

2

1

2

cninf 巨潮资讯 www.cninfo.com.cn

3

4

5

cninf 巨潮资讯 www.cninfo.com.cn

1

15

51%

1

2

3

2 5

15

49%

3 100% 30

4 51%

49%

5

6 51%

100%

100%

cninf 巨潮资讯 www.cninfo.com.cn

49%

16.24%

cninf 巨潮资讯 www.cninfo.com.cn

1

2

3

4

cninf 巨潮资讯 www.cninfo.com.cn

“

”

cninf 巨潮资讯 www.cninfo.com.cn

11

cninf 巨潮资讯 www.cninfo.com.cn

2018 9 13

cninf 巨潮资讯 www.cninfo.com.cn